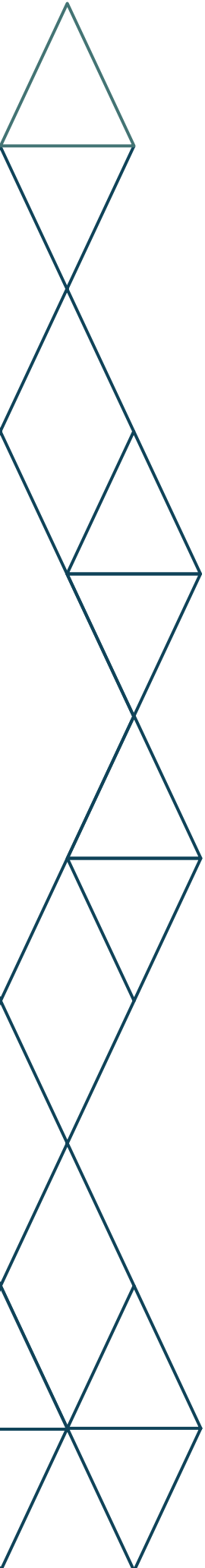


EECA emissions report

2023/24 emissions inventory and
2024/25 emissions reduction plan

December 2024





**Ka ora a
Papatūānuku,
Ka ora Te
Tangata.**

When the earth
is well,
the people will
be well.

Contents

- 2.** Our purpose
- 3.** Our commitment to emissions reduction
- 4.** How we're tracking — Our progress towards our 2025 and 2030 emissions targets
- 5.** Our carbon footprint — 2023/24 emissions inventory
- 7.** Emissions reduction initiatives
- 8.** Climate-related risk disclosure
- 9.** 2024/25 emissions reduction plan
- 12.** Conclusion

About this report

This report covers our emissions from 1 July 2023 to 30 June 2024, our projections, and our strategy and plans to further reduce our emissions.

It is a supplement to our Annual Report for the year ended 30 June 2024.

Our purpose

Our purpose is to mobilise New Zealanders to be world leaders in clean and clever energy use.

Te Tari Tiaki Pūngao the Energy Efficiency and Conservation Authority (EECA) is a Crown agency. Our function is to encourage, promote, and support energy efficiency, energy conservation, and the use of renewable sources of energy as outlined in the 2000 Energy Efficiency and Conservation Act.

Energy use is responsible for **over 40%** of New Zealand's total greenhouse gas emissions. EECA is focused on the most significant opportunities for emissions reductions at speed and scale.

The levers we pull to accelerate change



Our **regulations and standards** mean New Zealanders have access to, and are encouraged to use, the best performing new products and technologies available internationally, including vehicles — for home, commercial and industrial use, saving money and energy.



We provide evidenced-based **information and motivation** to New Zealanders and businesses to help them make informed choices — lowering energy bills, improving productivity, and future-proofing for a clean and secure energy economy.



We use our expertise to facilitate and catalyse **targeted investment and support** that addresses significant, evidenced market barriers for the adoption of clean and clever energy technology.

Learn more about the impact we are making in each of our focus areas in our 2023/24 Annual Report

www.eeca.govt.nz/Annual-Report-2023-24

Our commitment to emissions reduction

Although our organisation's carbon footprint is relatively small, every contribution does count and we are committed to meeting our obligations and reducing our emissions.

We are in our 17th year of measuring and reporting our carbon emissions.

As a signatory of the Climate Leaders Coalition, we're committed to measuring and publicly reporting on our emissions, setting a public emissions reduction target and working with our suppliers to reduce their emissions.



Signatory since 2019

We are one of three lead agencies of the Carbon Neutral Government Programme (CNGP). The programme aims to make many organisations within the public sector carbon neutral from 2025.



One of three lead agencies

We are a Carbon Net Zero Organisation, which means we are measuring, managing, and reducing our emissions according to ISO 14064-1:2018 and Toitū requirements, and offsetting remaining emissions.



Verified emissions reporting since 2008

How we're tracking

Our progress towards our 2025 and 2030 emissions targets

EECA has been measuring and reporting on organisational emissions for 17 years. Our reporting years run from 1 July to 30 June, in line with the government financial year.

In 2018 we set science-based targets, calculated to keep our emissions reductions below what would be required to keep global warming to 1.5°C above pre-industrial levels. 2018/19 is therefore our baseline year for measuring progress.

As at 30 June 2024, we have reduced our gross emissions by 52% against a 2018/19 baseline (from 249.75 tCO₂e to 120.49 tCO₂e). This puts us on track to achieve both targets.

Our science-based emissions reduction targets*

2025 ↓ **32%** reduction from a 2018/19 baseline to: **169.83** tCO₂e

2030 ↓ **55%** reduction from a 2018/19 baseline to: **112.39** tCO₂e

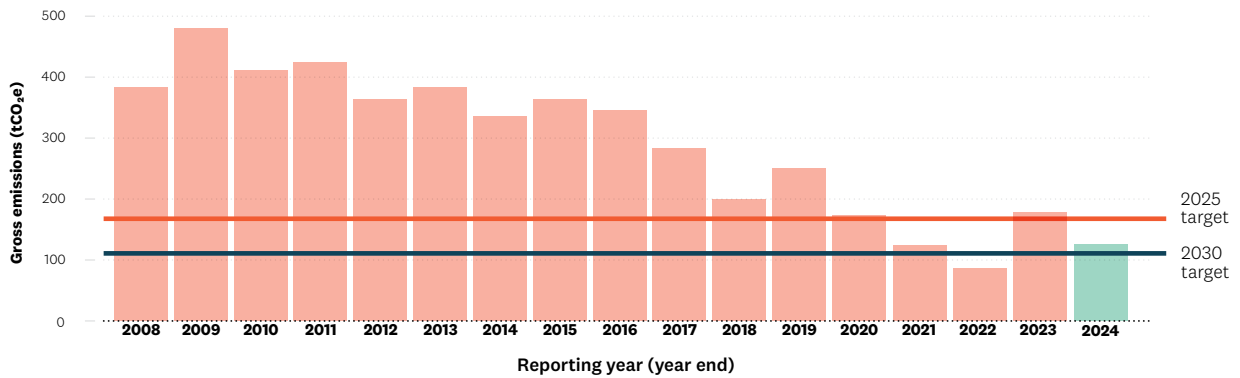
Our progress

Our emissions have been steadily trending downwards since 2008. Covid restrictions in 2020 and 2021 had a significant impact on travel, resulting in reduced emissions — below our 2025 target levels. Our emissions increased in the 2021-2022 reporting year, due to travel restrictions lifting, an increase in staffing numbers, the opening of a new office in Christchurch, and the introduction of working from home emissions to our measurements. In this reporting year, our strong focus on reducing emissions from air travel has helped us to bring our emissions back down again.

Our emissions intensity for the 2023-24 reporting year was 0.98 tCO₂e per FTE, and 0.50 tCO₂e per \$million operating revenue. This represents a 70% and 91% decrease respectively since our 2018-19 base year.

*These figures don't take into account the latest emissions factors for domestic flights, determined by the Ministry for the Environment in May 2024. The new emissions factors will be applied to our 2024/25 report.

EECA carbon emissions 2008-2024, and future targets



Our carbon footprint

2023/24 emissions inventory

Key stats

120 tCO₂e

Total emissions in the year to July 2024.

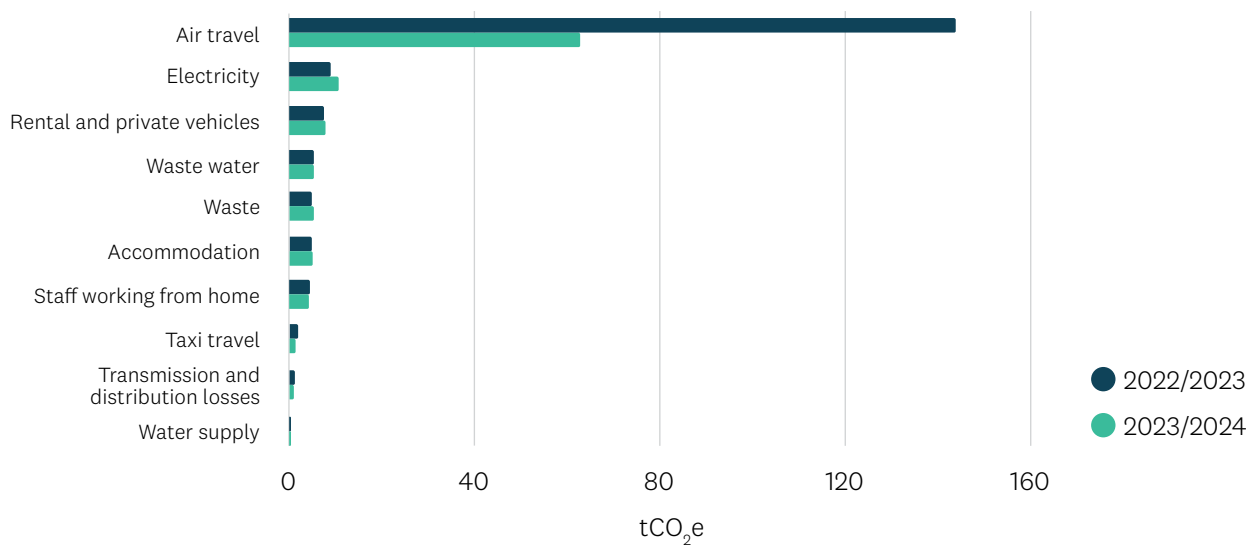
36%↓

Decrease in gross emissions from previous reporting period.

52%↓

Reduction in gross emissions from 2018/19 base year.

EECA gross carbon emissions by source



Emissions by scope

		tCO ₂ e		
		2018/19	2022/23	2023/24
SCOPE 1	Category 1: Direct emissions N/A	0.00	0.00	0.00
SCOPE 2	Category 2: Indirect emissions from imported energy. <i>Electricity use in EECA offices.</i>	12.77	9.70	12.61
SCOPE 3	Category 3: Indirect emissions from transportation. <i>Air travel, taxis, rental cars, use of private cars for business travel, working from home and business travel accommodation.</i>	231.85	166.30	95.38
	Category 4: Indirect emissions from products used by organisation. <i>Electricity distributed transmission and distribution losses, waste to landfill, recycling and water supply.</i>	5.14	12.46	12.50
	Category 5: Indirect emissions associated with the use of products from the organisation. N/A	0.00	0.00	0.00
	Category 6: Indirect emissions from other sources. N/A	0.00	0.00	0.00
	Total direct emissions	0.00	0.01	0.00
	Total indirect emissions	249.75	188.45	120.49
	Total gross emissions	249.75	188.45	120.49
	Purchased emission reductions	245.00	189.00	121.00
	Total net emissions	0.00	0.00	0.00

Net carbon zero status

To achieve verified net carbon zero status through Toitū, we offset all remaining emissions.

In 2023/24 we purchased 121 carbon credits from the Geothermal Energy Project by Genius Carbon.



Emissions **reduction initiatives**

Our biggest opportunity to reduce emissions at EECA is through careful management of transport – particularly air travel. Beyond this, we are always seeking to improve our data collection to better stay on top of savings opportunities.

Air emissions budget

Each team in the organisation is required to consider travel expenditure in terms of emissions as well as dollars.

Smart plugs

We have had smart plugs installed in our Wellington office for the past 2 years. These allow us to monitor electricity use, and find opportunities for optimisation. Our 'plug-load' accounts for approximately 10% of the office's electricity use, with the remaining 90% from hard-wired systems like lighting, water heating, and HVAC.

Measuring working from home emissions

We measure work from home emissions using an emissions factor determined by the Ministry for the Environment, multiplied by the number of our full-time equivalent staff.

Measuring emissions from waste

Our waste to landfill and paper recycling is calculated based on a representative waste audit. Waste water is calculated based on our full-time-equivalent staff numbers (FTEs).

NABERS ratings

Each year our office energy efficiency is reviewed under the National Australian Built Environment Rating System New Zealand (NABERSNZ) ratings system. Out of a possible 6 stars, our Wellington office has a tenancy rating of 5 stars, and our Auckland office has a tenancy rating of 4.5 stars.

Staff engagement and other endeavours

We promote a low-carbon staff culture through various sustainability initiatives lead by our 'Kakariki team'.

Climate-related **risk disclosure**

By assessing climate change risks and opportunities and setting objectives to reduce these risks and maximise opportunities, EECA will be better prepared to navigate the transition to a more sustainable, low emissions economy.

Physical risks

EECA is an office-based organisation, with three offices located in Wellington (head office), Auckland, and Christchurch. The office-based nature of our operations means the most pressing physical risk linked to climate change is the potential loss of our offices, which has the direct potential to hinder our ability to deliver the Government's energy efficiency agenda.

To address this, we have implemented mitigation measures such as a flexible working from home policy and the adoption of enhanced online software, both of which aim to ensure the continuity of our services even in the face of office disruptions caused by climate-related factors.

Reputation risks

EECA's purpose is to mobilise New Zealanders to be world leaders in clean and clever energy use. EECA is also one of three lead agencies of the Carbon Neutral Government Programme (CNGP). It is important for our reputation that EECA leads the way with measuring and reporting our emissions, setting science-based targets and reducing our emissions. Failure to genuinely improve our emissions profile is a reputational risk and can impact the credibility of our funding programmes and our leadership in this space.

To mitigate this risk, we follow a robust emissions reduction programme which includes JAS-ANZ accredited CarbonZero certification through Toitū Envirocare.

Financial risks with offsetting

We offset all our remaining emissions, prioritising the purchase of New Zealand credits (when available). CNGP requires State sector organisations to be carbon neutral from 2025. The enforcement of mandatory offsetting will amplify the potential for rising costs and availability of carbon credits. The financial risk to EECA is greater if we do not reduce our gross emissions.

We mitigate this risk by focusing primarily on emissions reductions and prepurchasing offset credits in advance through the Toitū CarbonZero programme to secure the preferred New Zealand credits and secure a set price.

2024/25 Emissions reduction plan

As an active member of the Climate Leaders Coalition and Carbon-neutral Government Programme, we are committed to publishing our emissions reduction plan, and to report on our progress towards meeting our targets.

Our emissions reduction cap for 2024/25 is 170 tCO₂e, in line with a 32% reduction from our 2018/19 base year.

Priority focus areas

Sustainable transport

Travel represents **63%** of our latest annual emissions. As the largest slice of our carbon footprint, travel, and particularly air travel, represents our greatest opportunity to reduce emissions.

2024/25 target

88.4 tCO₂e — 7.6% reduction on previous reporting period

Planned initiatives

- Maintain our travel policy with carbon emissions budgets to ensure we meet our travel targets, with particular emphasis on air travel.
- Conduct a full employee survey to understand commuting journeys and whether there are opportunities to better support.
- Ensure each office has satisfactory biking facilities for staff.

Energy efficiency in the office

Electricity represents **10%** of our latest annual emissions. Through consistent energy management and the adoption of efficient and smart technologies, we can maintain low-impact office spaces and showcase our leadership in this area of expertise.

2024/25 target

174,439 kWh—Equal to the previous reporting period

Planned initiatives

- Continue to measure and report on office energy use across all three offices.
- Monitor data from smart plugs to optimise and automate efficiencies and make recommendations throughout the year.
- Upgrade all office lighting to LEDs and introduce sensored lighting where appropriate.

Conclusion

Every effort counts

As a small, office-based service organisation, our emissions output is not substantial. However, as an entity mandated to promote energy efficiency, energy conservation and the use of renewable energy to New Zealand businesses, communities and citizens, it is critical that we hold ourselves to a high standard of emissions measurement and reporting and show progress in our own internal efforts towards emissions reduction.

We hope that by being transparent with our progress and sharing our plan, it provides to other organisations, whether small or large, public or private sector, just one example of how it can be shaped.

It is a small yet critical component within our bigger kaupapa which, through our strategy and our work programmes, strives to achieve a sustainable energy system that supports the prosperity and wellbeing of both current and future generations.

